

**South Jersey
Water Test, LLC**

4077 South Black Horse Pike
Williamstown, NJ 08094
856-875-3506 Phone
856-875-3507 Fax

www.sjwatertest.com
NJ DEP Certified Lab #08006

Clearview Regional Middle School

595 Jefferson Road
Mullica Hill, NJ 08062


Results of Lead Analysis

Date & Time Sampled: 04/14/2017 10:10 - 11:42

Date & Time Analyzed: 04/27/2017 10:21 - 15:28

Sample Location	Sample Result	Action Level
Field Reagent Blank (FRB)	<2.00	15.5
CRMS-T02	<2.00	15.5
CRMS-T03	<2.00	15.5
CRMS-T04	2.25	15.5
CRMS-T05	3.39	15.5
CRMS-T06	8.01	15.5
CRMS-T07	2.42	15.5
CRMS-T08	<2.00	15.5
CRMS-T09	15.3	15.5
CRMS-T10	4.86	15.5
CRMS-T11	4.67	15.5
CRMS-T12	4.66	15.5
CRMS-T13	<2.00	15.5
CRMS-T14	<2.00	15.5
CRMS-T15	<2.00	15.5
CRMS-T16	<2.00	15.5
CRMS-T17	48.0	15.5
CRMS-T18	6.45	15.5
CRMS-T19	<2.00	15.5
CRMS-T20	<2.00	15.5

Units - ug/L = ppb



**South Jersey
Water Test, LLC**

4077 South Black Horse Pike
Williamstown, NJ 08094
856-875-3506 Phone
856-875-3507 Fax

www.sjwatertest.com
NJ DEP Certified Lab #08006

Clearview Regional Middle School

595 Jefferson Road
Mullica Hill, NJ 08062


Results of Lead Analysis

Date & Time Sampled: 04/14/2017 10:10 - 11:42

Date & Time Analyzed: 04/27/2017 10:21 - 15:28

Sample Location	Sample Result	Action Level
CRMS-T21	<2.00	15.5
CRMS-T22	3.81	15.5
CRMS-T23	4.53	15.5
CRMS-T24	<2.00	15.5
CRMS-T25	<2.00	15.5
CRMS-T26	<2.00	15.5
CRMS-T27	<2.00	15.5
CRMS-T28	4.00	15.5
CRMS-T29	<2.00	15.5
CRMS-T30	<2.00	15.5
CRMS-T31	5.69	15.5
CRMS-T32	2.49	15.5
CRMS-T33	<2.00	15.5
CRMS-T34	6.27	15.5
CRMS-T35	2.93	15.5
CRMS-T36	4.46	15.5
CRMS-T37	6.54	15.5
CRMS-T38	4.69	15.5
CRMS-T39	<2.00	15.5
CRMS-T40	<2.00	15.5

Units - ug/L = ppb



**South Jersey
Water Test, LLC**

4077 South Black Horse Pike
Williamstown, NJ 08094
856-875-3506 Phone
856-875-3507 Fax

www.sjwatertest.com
NJ DEP Certified Lab #08006

Clearview Regional Middle School

595 Jefferson Road
Mullica Hill, NJ 08062

Results of Lead Analysis

Date & Time Sampled: 04/14/2017 10:10 - 11:42

Date & Time Analyzed: 04/27/2017 10:21 - 15:28


Sample Location	Sample Result	Action Level
CRMS-T41	<2.00	15.5
CRMS-T42	<2.00	15.5
CRMS-T43	<2.00	15.5
CRMS-T44	<2.00	15.5
CRMS-T45	<2.00	15.5
CRMS-T46	<2.00	15.5
CRMS-T47	<2.00	15.5
CRMS-T48	<2.00	15.5
CRMS-T49	<2.00	15.5
CRMS-T50	8.48	15.5
CRMS-T51	8.83	15.5
CRMS-T52	11.7	15.5
CRMS-T53	118	15.5
CRMS-T54	<2.00	15.5
CRMS-T55	<2.00	15.5
CRMS-T56	26.5	15.5
CRMS-T57	17.3	15.5
CRMS-T58	31.3	15.5

Units - ug/L = ppb

Action Level: The concentration of lead which determines whether some form of corrective action may be necessary.

QA/QC: Laboratory Fortified Blank (LFB) meets criteria of plus or minus 15% recovery.

Field Reagent Blank (FRB) concentration equals <2.00 ug/L.


Mark J. Riether, Laboratory Director

5/5/17
Date